

**CPU**  
E5-2600 E5-2600 v2  
Performance

**Base**

**Entry**

**Memory**  
E5-2600 E5-2600v2

RDIMM

UDIMM

LRDIMM

**Hard Drives**

NHP LFF HDD w/ QR carrier

NHP SFF SSD w/ QR carrier

NHP SFF HDD w/ QR carrier

Hot Plug SFF SSD

Hot Plug SFF HDD

**Networking**

**Storage Controller**  
SAS Ctrl.

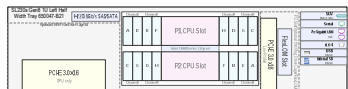
SCSI HBA

FC HBA

**HPC Cards**

**ProLiant SL230s Gen8 Server**

**Drive Cage**



1U



**CPU**  
E5-2600 E5-2600 v2  
Performance

**Base**

**Entry**

**Memory**  
E5-2600 E5-2600v2

RDIMM

UDIMM

LRDIMM

**Hard Drives**

NHP SFF SSD w/ QR carrier

Hot Plug SFF HDD

Hot Plug SFF SSD

NHP SFF HDD w/ QR carrier

**Networking**

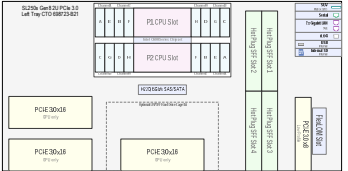
**Storage Controller**  
SAS Ctrl.

SCSI HBA

**GPU Module**

**ProLiant SL250s Gen8 Server**

**Drive Cage**






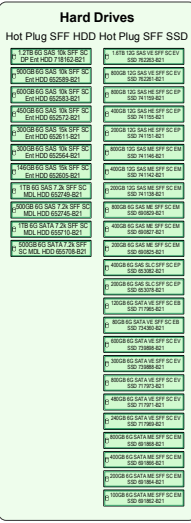
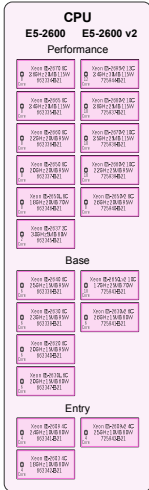
2U



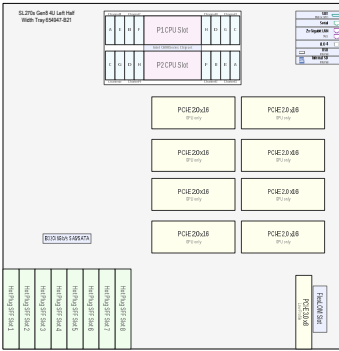
This Visual Solution Document is deemed to be valid and accurate as of the date shown below. The information contained herein is subject to change without notice and is provided "as is" without warranty of any kind. Please consult the Product QuickSpecs Documents on www.hp.com for any updates to the product information contained herein after the date shown below.



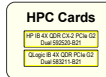

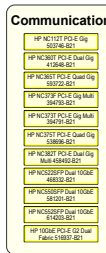
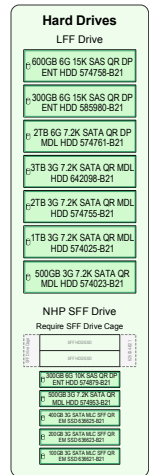
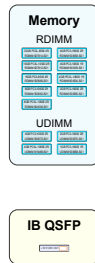


Build with the latest Logical shapes from the Visio Café - Download the latest HP Intel Stencils to get the shapes used above to create your own customized Visual Solution Documents - Feedback: info@visiocafe.com



**ProLiant SL270s Gen8 Server**

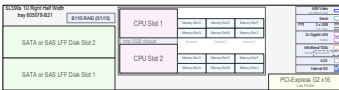


1U



**ProLiant SL390s G7 1U Server**

Part Number	Description
625538-B21	Base Models SL390sG7 1U Left Half Width Tray X2.66/1333 6C-12MB Cache, 1P, 12GB, 2 LFF or 4 SFF, B110i RAID
625539-B21	Base Models SL390sG7 1U Right Half Width Tray X2.66/1333 6C-12MB Cache, 1P, 12GB, 2 LFF or 4 SFF, B110i RAID
625536-B21	Entry Models SL390sG7 1U Left Half Width Tray X2.40/1066 4C-12MB Cache, 1P, 6GB, 2 LFF or 4 SFF, B110i RAID
625537-B21	Entry Models SL390sG7 1U Right Half Width Tray X2.40/1066 4C-12MB Cache, 1P, 6GB, 2 LFF or 4 SFF, B110i RAID

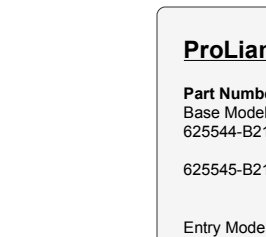
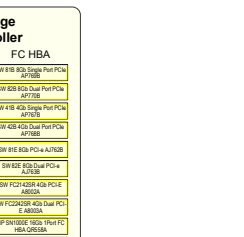
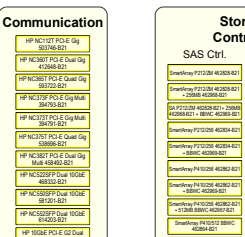

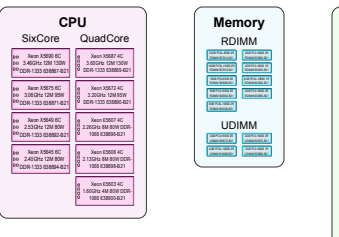


1U




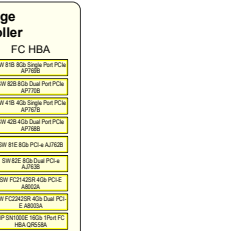
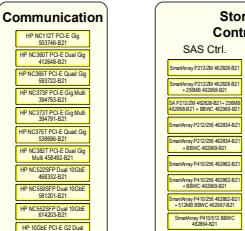
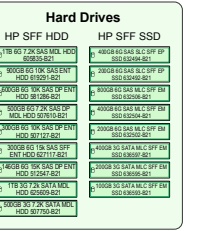
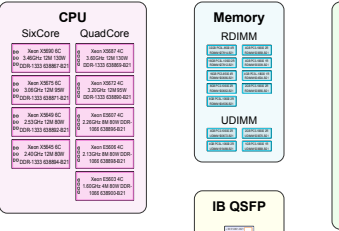
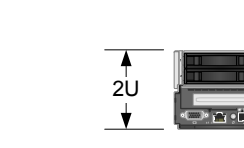

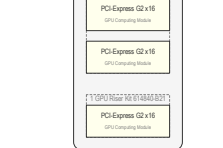
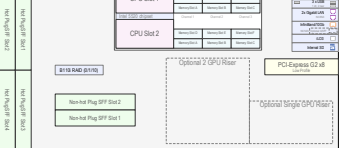

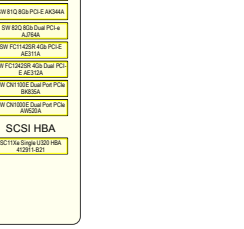
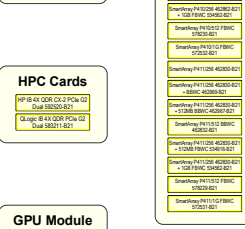
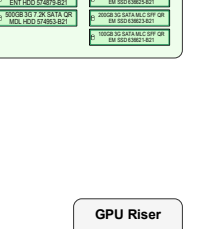
This Visual Solution Document is deemed to be valid and accurate as of the date shown below. The information contained herein is subject to change without notice and is provided "as is" without warranty of any kind. Please consult the Product QuickSpecs Documents on www.hp.com for any updates to the product information contained herein after the date shown below.





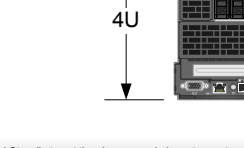

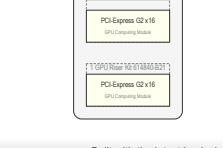
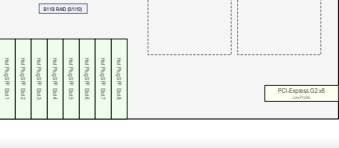

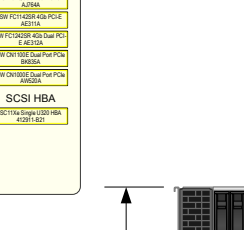
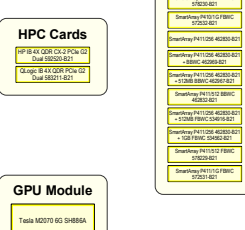

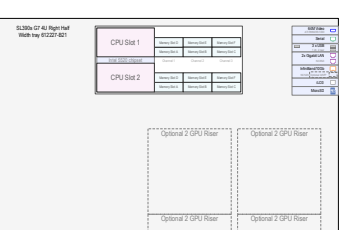
**ProLiant SL390s G7 2U Server**

Part Number	Description
625544-B21	SL390sG7 2U Left Half Width Tray
625545-B21	SL390sG7 2U Right Half Width Tray
625542-B21	SL390sG7 2U Left Half Width Tray
625543-B21	SL390sG7 2U Right Half Width Tray



**ProLiant SL390s G7 4U Server**

Part Number	Description
626448-B21	SL390sG7 4U Left Half Width Tray
626449-B21	SL390sG7 4U Right Half Width Tray
626446-B21	SL390sG7 4U Left Half Width Tray
626447-B21	SL390sG7 4U Right Half Width Tray



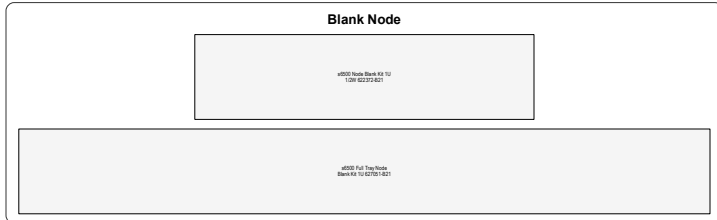


This Visual Solution Document is deemed to be valid and accurate as of the date shown below.

The information contained herein is subject to change without notice and is provided "as is" without warranty of any kind. Please consult the Product QuickSpecs Documents on [www.hp.com](http://www.hp.com) for any updates to the product information contained herein after the date shown below.


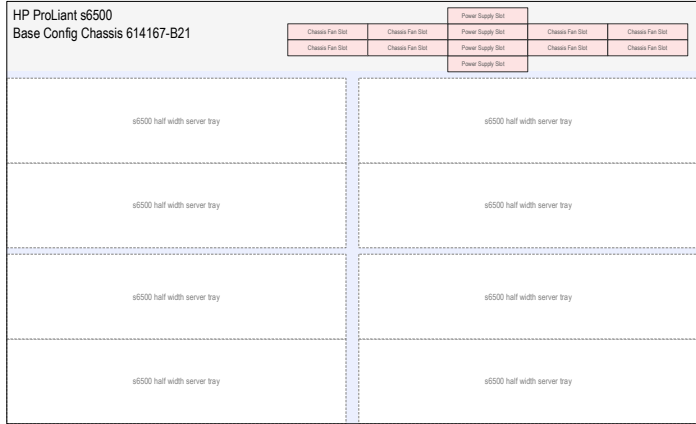


Built with the latest Logical shapes from the Visio Café - Download the latest HP Intel Stencils to get the shapes used above to create your own customized Visual Solution Documents - Feedback: [info@visiocafe.com](mailto:info@visiocafe.com)



**ProLiant s6500 Chassis**

Part Number	Description
629236-B21	s6500 Redundant 4U Chassis 3x1200W Hot Plug PS, 8 Hot Plug Redundant Fans
629235-B21	s6500 Non-redundant 4U Chassis 2x1200W Hot Plug PS, 8 Cold Plug Fans



This Visual Solution Document is deemed to be valid and accurate as of the date shown below.

The information contained herein is subject to change without notice and is provided "as is" without warranty of any kind. Please consult the Product QuickSpecs Documents on [www.hp.com](http://www.hp.com) for any updates to the product information contained herein after the date shown below.



Built with the latest Logical shapes from the Visio Café - Download the latest HP Intel Stencils to get the shapes used above to create your own customized Visual Solution Documents - Feedback: [info@visiocafe.com](mailto:info@visiocafe.com)